



All-India Institute of Medical Sciences Ansari Nagar, New Delhi-29.

(STORES SECTION (DO))

Dated: 25TH January 2016

Ref. No.62/Stores (DO)/Path/PAC /2015-16/FSC

Subject: Proposal for making Annual Rate Contract for Automated Immuno stainer Reagents for use in the department of Pathology and for other departments of Institute (including Centers) at AIIMS - Inviting comments thereon.

The Institute is in the process to **make Annual Rate Contract for Automated Immunostainer Reagents for use in the department of Pathology and for other departments of Institute (including Centers) at AIIMS, New Delhi-29 from M/s.Vision Diagnostics (India) Pvt. Ltd.** (Authorized agent/supplier of M/s.Thermo Fisher Scientific) on proprietary (PAC) basis. The proposal submitted by M/s.Vision Diagnostics (India) Pvt. Ltd., Delhi-91, PAC certificate and other related documents are attached for ready reference.

The above documents are being uploaded for open information to submit objections, comments, if any, from any manufacturer regarding proprietary nature of the equipment/item within issue of 15 days giving reference **Ref. No.62/Stores (DO)/Path/PAC /2015-16/FSC**. The comments should be received by office of Sr. Stores Officer, Stores Section (DO), Animal House Building, Near Biotechnology Building at AIIMS on or before **12.02.2016 upto 12.30 p.m.**, failing which it will be presumed that any other vendor is having no comment to offer and case will be decided on merits.

Yours faithfully,

**SD/-
SR. STORES OFFICER**

Encl: Related documents enclosed.

**ALL INDIA INSTITUTE OF MEDICAL SCIENCES
DEPARTMENT OF PATHOLOGY
Ansari Nagar, New Delhi:-110029**

16.10.2015

To

The Senior Store Office (DO)

Ansari Nagar
New Delhi-110029

Subject: Proposal for Annual Rate Contract for Automated Immunostainer reagents.

Dear Sir,

This is regarding annual rate contract for said equipment "Automated Immunostainer" installed in our department. We are using this instrument for routine diagnostics as well as for research purposes. The same instrument has installation in other department and they are also using for diagnostics and research purposes.

This instruments runs routinely and experiments need reagents, which has all ready been standardized to run the machine with the same reagents. All these reagents are specific proprietary items of Thermo Fisher Scientific, USA. We need these reagents very frequently and ordering process takes very long time and ultimately the patient's care and research suffers.

Thus having an annual contract for these reagents will lessen the ordering time. We are hereby enclosing all the necessary documents and earnestly requesting you to consider this proposal. The list of consumables to be included under rate contract is also enclosed.

Encl as above

Dr. Asit R. Mridha
Dr. Asit R. Mridha
Asstt. Prof. of Pathology
Asstt. Office-In-Charge Store
Dept. of Pathology
All India Institute of Medical Sciences
Ansari Nagar, New Delhi-110029

Dr. Ruma Ray
Dr. Ruma Ray
Prof. of Pathology
Asstt. Office-In-Charge Store

Dr. Citra Sarkar
Dr. Citra Sarkar
Prof. of Pathology
Office-In-Charge Store
Professor of Pathology
Officer-in-charge (Store)
All India Institute of Medical Sciences
Ansari Nagar, New Delhi-110029

PROF & HEAD OF PATHOLOGY

Prof. S.K. Panda
Prof. S.K. PANDA
M.D., F.A.Sc.
Head, Department of Pathology
All India Institute of Medical Sciences
Ansari Nagar, New Delhi-110029

**ALL INDIA INSTITUTE OF MEDICAL SCIENCE
ANSARI NAGAR, NEW DELHI-110029
PROPRIETARY/SPECIFIC BRAND GOODS CERTIFICATE**

- | | |
|--|--|
| 1. Item/Type/Model No. required along with specification | : Quanto Detection Kits for Automated Immunostainer |
| 2. Is the item a spare part attachment or accessory for an existing equipment | : No |
| 3. Name of the manufactures/supplier of the item proposed by the Indentor | : Vision Diagnostic is Sole Distributor of M/s ThermoFisher Scientific, USA |
| 4. Are they sole manufacturers/sold distributors of the item | : Yes |
| 5. Is there any other item with similar/ equipment specification available in The market to meet the job requirement envisaged. If the answer is yes, why the same can't be procured. Demanding officer should bring out comparative functional advantages/cost effectiveness of the recommended item form these offered by other. | : No |
| 6. What were the efforts made to locate alternative Source of supply or use other substitutes. | : N/A |
| 7. Why open/limited tender can't be resorted to, for locating alternative source. | : Proprietary Item, No other source is available. |
| 8. Are the proprietary item certifying that the rates are reasonable or not. | : Yes, (Letter enclosed) |
| 9. Any other justification for procuring item From single source. | : Our test has been standardized and validated with this kit. We have tested several kits but this kit giving satisfactory and acceptable result with our Automated Immunostainer. |

Signature of Indenter
(Demanding Officer)

Dr. CHITRA SARKAR
Professor of Pathology
Officer-in-charge (Store)
All India Institute of Medical Sciences
Ansari Nagar, New Delhi-110029

COUNTERSIGNED
(Head of the Department)

Dr. S. K. BANDA
M.D., F.A.Sc.

I certified that the item at Sr. No.1 above is required to be procured on single tender basis as the source of supply is definitely known/the specified brand proposed was advantages in meeting our functional requirement and limited tender system could be dispensed with as they would serve no useful purpose in this particular case.

Head, Department of Pathology
All India Institute of Medical Sciences
Ansari Nagar, New Delhi-110029

(Strike out whichever is not applicable)

Dr. ASIT BANJAN MRIDHA
Asst. Professor
Deptt. of Pathology
All India Institute of Medical Sciences
Ansari Nagar, New Delhi-110029

Dr. RUMA RAY
Professor of Pathology
Asstt. Officer-in-charge (Store)
All India Institute of Medical Sciences
Ansari Nagar, New Delhi-110029

Ref. No. 102/RC/AIIMS/ 2015-16

Dated: 24.09.2015

To,
The Director
All India Institute of Medical Sciences
Ansari Nagar, New Delhi-110029

Kind Attn: HOD, Department of Pathology, AIIMS

Subject: Annual Rate Contract proposal for the supply of Equipment specific Quanto Detection Kits and miscellaneous consumables.

Dear Sir,

We are pleased to submit our "Annual Rate Contract" proposal for the supply of Quanto Detection Kits and their accessories for our installed Immuno-Autostainer (Thermo Fisher, USA Make) Price for the kits for the year 2015 are enclosed herewith for your reference

Price : Rates as specified in our Price List and this contract are valid for one year from the date of rate contract. The prices are inclusive of packing & forwarding and there will not be any change in the price structure during the currency of the contract except otherwise if statutory levies are made applicable by the Govt. through notifications/regulations.

Discount : 28 % (Twenty per cent) Rate Contract discount will be provided on attached 2015 Price List.

Payment : 30 days net .

Taxes: Sales Tax/VAT and other Govt. levies will be paid extra as applicable under rule. As per Today Sales Tax Regulation DVAT will charged 5%.

Order : Orders can be placed directly to below address:

M/s Vision Diagnostic (India) Pvt. Ltd.
A-10, Acharya Niketan, Mayur Vihar Phase-1
Delhi-110091

Delivery : The supply will be made on F.O.R. basis to your institution and its Regional Stations within the stipulated period of 30 days. In some cases, like, non availability of ordered products, short shipment, short expiry, etc., then the same will be intimated to your esteemed institution in advance and the same will be supplied as per availability.

Contd...2/-

Vision Diagnostic (India) Pvt. Ltd.

Registered Office:

A-10, 11nd Floor, Acharya Niketan,
Mayur Vihar, Phase-1,
Delhi - 110 091 (India)
info@vision-groups.com


Tel.: +91 -11-2279 3914
4215 3532, 4805 4332
www.vision-groups.com

Corporate Office:

FFSR 9A & 9B, First Floor,
Ansal Premium Corporate Suits,
Ansal Plaza, Sector-1,
Vaishali, Ghaziabad

Mumbai:

Shop No. -19, Emerald Apts.,
Parsi Panchayat Road,
Andheri (East), Mumbai - 400 069
mumbai@vision-groups.com



Supplies will be made promptly within the delivery schedule. We agree for free re-placement in case of any discrepancy found with quality/quantity of material supplied.

We are enclosing herewith the following documents for your ready reference:

1. Printed Price List.
2. Proprietary Certificate.
3. Authorization Letter from the principle.
4. Copy of ISO Certificate.
5. RC copy from Other Institutes.

This is to certify that the discount offered to your esteemed institution in this offer is the same, that we have offered to all the Govt. / Semi. Govt. / Private organizations in India for the Rate Contract 2015 -16. We have not offered more discount, than the quoted above, to any institution. The price list attached herewith is the one in circulation and applicable throughout India.

The Rate Contract shall be regarded as effective upon a written confirmation and approval from your end.

We trust you will find our above offer in accordance with your requirement.

Thanking you and assuring you of our best services at all times.

Yours Faithfully
For Vision Diagnostic (India) Pvt. Ltd.,

Authorized Signatory

Encl: As above.



Molecular Diagnostics Simplified

Vision Diagnostic (India) Pvt. Ltd.

Registered Office:

A-10, 11nd Floor, Acharya Niketan,
Mayur Vihar, Phase-1,
Delhi - 110 091 (India)
info@vision-groups.com

Tel.: +91 -11-2279 3914
4215 3532, 4805 4332
www.vision-groups.com

Corporate Office:

FFSR 9A & 9B, First Floor,
Ansal Premium Corporate Suits,
Ansal Plaza, Sector-1,
Vaishali, Ghaziabad

Mumbai:

Shop No. -19, Emerald Apts.,
Parsi Panchayat Road,
Andheri (East), Mumbai - 400 069
mumbai@vision-groups.com

To,
The Head
Department of Pathology
All India Institute of Medical Sciences,
Ansari Nagar
New Delhi

Performance Invoice	
Transaction No	: 2015-219
Date	: 15-10-2015
User	: Babita
Customer Ref.	: Nil
Ref. Date	: 15-09-2015

Kind Attn: Prof. A. K. Karak
Respected Sir,

This is in reference to our discussion regarding rate contract of reagents required for Autostainer. Please find below our best possible prices for your kind information and records.

S.#	Description	Qty.	Pack Size	Unit Price INR
1.	Ultra Vision QUANTO Micro Molecules based Polymer Detection Kits including Stable DAB Chromogen Cat# TL-125-QHD	1	125 ml	1,35,340.00

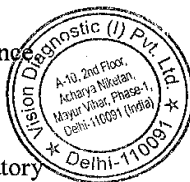
Terms and Conditions:-

- DVAT will be charge 5% extra.
- Product is of Lab Vision, Thermo Fisher Scientific, USA.
- Supply of products within Four to six weeks of time.
- Vision diagnostic is responsible for providing all technical backup and support with our technical team.
- This offer is valid for 180 days from the date of finalizing the quotation.

If you need any further information, please feel free to contact us.

Thanks in Advance

Arjun K Singh
Authorize Signatory



Vision Diagnostic (India) Pvt. Ltd.

Registered Office:

A-10, 11nd Floor, Acharya Niketan,
Mayur Vihar, Phase-1, Delhi - 110 091 (India)
info@vision-groups.com Tel.: +91 -11-2279 3914
4215 3532, 4805 4332
www.vision-groups.com


Corporate Office:

FFSR 9A & 9B, First Floor,
Ansal Premium Corporate Suits,
Ansal Plaza, Sector-1,
Vaishali, Ghaziabad

Mumbai:

Shop No. -19, Emerald Apts.,
Parsi Panchayat Road,
Andheri (East), Mumbai - 400 069
mumbai@vision-groups.com

The UltraVision Quanto detection system represents the decade's quantum leap in polymeric labeling. Innovative micro-polymer technology provides speed and economy while achieving unique sensitivity and enhanced reactivity. Cytoplasmic, membrane and even challenging nuclear markers yield ideal results. The UltraVision Quanto system enhances the detection of antigens expressed at low levels without the background staining of avidin or biotin. The UltraVision Quanto system provides the ultimate IHC detection system for combined speed, economy and sensitivity to achieve superior and consistent results.



Description	This kit contains:	Amount	Product Number
HRP (horseradish peroxidase)			
UltraVision Quanto (HRP)	Ultra V Block, Amplifier, HRP-Polymer	₹ 73999.00 60 ml	TL-060-QHL
UltraVision Quanto (HRP)	Ultra V Block, Amplifier, HRP-Polymer	₹ 125970.00 125 ml	TL-125-QHL
UltraVision Quanto (HRP DAB)	Ultra V Block, Amplifier, HRP-Polymer, DAB-Quanto	₹ 83997.00 60 ml	TL-060-QHD
UltraVision Quanto (HRP DAB)	Ultra V Block, Amplifier, HRP-Polymer, DAB-Quanto	₹ 135340.00 125 ml	TL-125-QHD
AP (alkaline phosphatase)			
UltraVision Quanto (AP)	Ultra V Block, Amplifier, AP-Polymer	₹ 83950.00 60 ml	TL-060-QAL
UltraVision Quanto (AP)	Ultra V Block, Amplifier, AP-Polymer	₹ 143780.00 125 ml	TL-125-QAL

Thermo Scientific Chromogens – Strong staining for brilliant results

Thermo Scientific chromogens combine ease-of-use with crisp and clear staining and optimal contrast.

DAB Quanto NEW – The Thermo Scientific DAB Quanto Chromogen produces strong yet crisp staining with improved stability. Upon Mixing, the DAB Quanto Chromogen is stable for one week at room temperature or two weeks when refrigerated. Increased stability means less unused product, less variation and improved productivity. The DAB Quanto Chromogen can be used with any HRP detection system but is optimized for the UltraVision Quanto system.


Description	Additional Information	Amount	Product Number
AEC (ready to use)	Dark red, for UltraVision Quanto HRP, to be coverslipped with aqueous mounting medium	60 ml	TA-060-SA
AEC (ready to use)	Dark Red, for UltraVision Quanto HRP, to be coverslipped with aqueous mounting medium	125 ml	TA-125-SA
DAB Quanto (2 components)	Brown, for UltraVision Quanto HRP, can be coverslipped by using organic solvents	60 ml	TL-060-QHDX
DAB Quanto (2 components)	Brown, for UltraVision Quanto HRP, can be coverslipped by using organic solvents	125 ml	TL-125-QHDX

All specimens deposited in this laboratory are courtesy of:
 University Medical Center of Cologne, Germany, Institute for Pathology,
 Dept. Hematopathology, PD Dr. H. M. Krenkel, M.D. Q. Simon
 Robert-Koch-Hospital Stuttgart, Germany, Institute for Pathology,
 Prof. Dr. G. Ott, M.D. D. Hesse

© 2010 Thermo Fisher Scientific Inc. All rights reserved. All trademarks are the property of Thermo Fisher Scientific Inc. and its subsidiaries.

Anatomical Pathology 4491 Campus Drive Kalamazoo, MI 49008 Phone: 1 (800) 828-1628 Fax: 1 (517) 771-1670
 LV10008 PB/10 www.thermoscientific.com/pathology

Thermo
SCIENTIFIC



12th October 2015

ThermoFisher
SCIENTIFIC



The world leader
in serving science

To Whom So Ever It May Concern

This is to certify that the following products are proprietary items of Lab Vision, USA.

S.NO	Descriptions	Catalog No.
1	PT Buffer High ph	TA-999-DHBH
2	DAB Away Kit	TA-999-TT
3	UltraVision Quanto Detection Kit	TL-125-QHD
4	Flap Labels Kit	A80510135
5	Barcodeable Autostainer Vials	K00029

If you need any further clarification, related to this latter, feel free to contact us.



ATTESTED

NOTARY PUBLIC
(Govt. of India)

15 OCT 2015

Keith W Jones
International Sales Director
On behalf of ThermoFisher Scientific