

**ALL INDIA INSTITUTE OF MEDICAL SCIENCES  
ANSARI NAGAR, NEW DELHI-29.  
STORES SECTION (DO)**

**Ref. No.26/Stores (DO)/Geriatric Med/Proprietary/2015-16/FSC**

**Dated: 26.08.2015**

**Sub:- Purchase of Chemiluminisence Western Blot Scanner for the department of Geriatric Medicine, (AIIMS), New Delhi-29, on proprietary basis Inviting comments thereon.**

\*\*\*\*\*

The Institute is in the process to purchase Chemiluminisence Western Blot Scanner for the department of Geriatric Medicine, (AIIMS), New Delhi from M/s.Inkarp Instruments Pvt. Ltd., New Delhi (who is the authorized Indian Agent M/s.Li-Cor Inc., USA) on proprietary basis. The proposal submitted by M/s. Inkarp Instruments Pvt. Ltd., New Delhi and PAC Certifications are attached.

The above documents are being uploaded for open information to submit objections, comments, if any, from any manufacturer regarding proprietary nature of the equipment/item within issue of 15 days giving reference **No.26/Stores(DO)/Geriatric Medicine/Proprietary/20115-16/FSC**. The comments should be received by office of Sr. Stores Officer, Store Section (DO), Animal House Building, Near Biotechnology Building at AIIMS on or **before 20.09.2015 upto 12.30 p.m.**, failing which it will be presumed that any other vendor is having no comment to offer and case will be decided on merits.

**Yours faithfully,**

**Sr. STORES OFFICER**


**Encl: Related documents enclosed.**

ALL INDIA INSTITUTE OF MEDICAL SCIENCES  
ANSARI NAGAR, NEW DELHI - 110 029

PROPRIETARY/SPECIFIC BRAND GOODS CERTIFICATE

1. Item/Type/Model No. required alongwith specification. CHEMIDOC
2. Is the item a spare part attachment or accessory for an existing equipment Not applicable
3. Name of the Manufacturers/ supplier of the item proposed by the indentor M/s Li-Cor, USA
4. Are they sole manufacturers/ Sole distributors of the item Yes
5. Is there any other item with Similar/ equivalent specification available in the market to meet the job requirement envisaged. If the answer is yes, why the same can't be procured. Demanding officer should bring out comparative functional advantages/ cost effectiveness of the recommended item from these offered by other. No
6. What were the efforts made to locate alternative source of supply or use other substitutes. The item was purchased by Biochemistry vide order 24-56/Biochem/14-15/FSC-III On proprietary basis
7. Why open/limited tender can't be resorted to, for locating alternative source. N.A.
8. Are the Proprietary items certifying that the rates are reasonable or not. Yes. The rates quoted by the firm are Reasonable.
9. Any other justification for Procuring item from single source

Signature of the Indentor  
(Demanding Officer)

  
Dr. A.B. Dey  
Professor & Head  
Department of Geriatric Medicine  
AIIMS, New Delh-110029

COUNTERSIGNED  
Head of the Department

I certify that the item at Sr. No. 1 above is required to be procured on single tender basis as the source of supply is definitely known/ the specified brand proposed was advantages in meeting our functional requirements and limited tender systems could be dispensed with as they would serve no useful purpose in this particular case.

(Strike out whichever is not applicable)

**INKARP/LI-COR/AIIMS/MANU/28/05/2015 -16**  
**28.05.2015**

**To,**  
**The Director,**  
**All India Institute of Medical Sciences,**  
**Ansari Nagar,**  
**New Delhi-110029**

**Ref: Your requirement of Chemiluminisence Western Blot Scanner.**

Dear Sir,

We are pleased to enclose our quotation for the Model C-DiGit. The C-DiGit Blot Scanner is a truly affordable digital replacement for film that combines the appearance of film that you are accustomed to with the convenience and flexibility of digital imaging from **LI-COR, USA** for most demanding applications and gives you the first truly affordable replacement option.

**INKARP Instruments Pvt. Ltd.** is promoting various Hi-Tech equipments manufactured by leading overseas Principal's since last **28** years and enjoying a strong market presence in various ICAR/ICMR/CSIR institutes, Universities, IIT's, Pharmaceuticals companies in India. We are representing **LI-COR Biosciences** from **USA** is a global leader in the design, manufacture, and marketing of high quality, innovative instruments, software, reagents, and integrated systems for plant biology, biotechnology, drug discovery, and environmental research.

Some of the salient features are:-

- ✓ Provide all of the 'exposures' you could get from film in a single digital scan.
- ✓ Packaged with Image Studio Software for image adjustment, quantification, annotation & exporting.
- ✓ Convenient & portable.
- ✓ Image Studio Software - Easy to Use, Versatile, and Compatible.

We have a team of trained service engineers to provide prompt and efficient After Sales Support.

In case you need any additional information or clarification, please feel free to contact us. Thanking you and assuring you of our best services at all times, we remain,


Yours Sincerely,  
For Inkarp Instruments Pvt Ltd

*Manu Vaid*  
Manu Vaid  
9910941212

INKARP/LI-COR/AIIMS/MANU/28/05/2015 -16  
28.05.2015

To,  
The Director,  
All India Institute of Medical Sciences,  
Ansari Nagar,  
New Delhi-110029

Sub:-Offer for C-Digit Chemiluminisence Western Blot Scanner

Sr.No.	Part No.	Description	Qty	Price in US\$
1.	3600	<p><b>C-Digit Scanner</b></p>  <p><b>Includes:</b></p> <ul style="list-style-type: none"> <li>• C-DiGit Scanner</li> <li>• Image Studio DiGits Software (IS version for C-DiGit only)</li> <li>• USB and LAN cables</li> <li>• Resource CD (Contains installation guide, user manuals, protocols)</li> <li>• Test Target</li> <li>• GlowWriter pen and replacement nibs</li> <li>• Sample: 20 mL sample of WesternSure Premium substrate</li> </ul>	01	10000.00
2.	926-80010	WesternSure™ Goat anti-Mouse HRP (ships in solution 1.0ml)	01	168.00
3.	926-80011	WesternSure™ Goat anti-Rabbit HRP (ships in solution 1.0ml)	01	168.00
<p><b>TOTAL CIP UP TO NEW DELHI, INDIA AIR PORT ( Freight and Insurance Inclusive)</b></p>			USD	10336.00

*Dr. A.B. Dey*

Dr. A.B. Dey  
Professor & Head  
Department of Geriatric Medicine  
AIIMS, New Delh-110029

**Laptop/Desktop and Printer with below Specification will be Provided Free of cost Locally along with the system**

**Dual core processor, 8GB RAM and compatible software with 600 dpi laser printer.**

**Quotation for Annual Comprehensive Maintenance Contract (CMC) (For Five years, after the Expiry Period of 5-years of Warranty)**

S. No. (INR)	Description	Period	Price
1	Annual Comprehensive Maintenance Contract for C-Digit Blot Scanner	First Year after Expiry of Warranty	25,000.00
2.	Annual Comprehensive Maintenance Contract for C-Digit Blot Scanner	Second year After Expiry of Warranty	30,000.00
3.	Annual Comprehensive Maintenance Contract for C-Digit Blot Scanner	Third year After Expiry of Warranty	35,000.00
4.	Annual Comprehensive Maintenance Contract for C-Digit Blot Scanner	Fourth Year after Expiry of Warranty	40,000.00
5	Annual Comprehensive Maintenance Contract for C- Digit Blot Scanner	Fifth year After Expiry of Warranty	45,000.00

**Terms & Conditions of AMC**

Order in favour of **M/s. Inkarp Instruments Services Payable at Hyderabad**

No. of visits : Total 3- visits per annum, (2-visits in every six months and one Emergency break down visit)

Payment : 100% upon completion of AMD each year.

Tax : Additional 14.00 % or as applicable Tax at the time of AMC.

Validity : After Five years after the expiry period of Comprehensive warrantee.


*Dr. A.B. Dey*  
**Dr. A.B. Dey**  
 Professor & Head  
 Department of Geriatric Medicine  
 AIIMS, New Delh-110029

## TERMS & CONDITIONS for Equipment

Validity	One Months from the Date of Opening
Manufacturer / Order placement in favor of & Invoiced by	LI-COR Inc. USA ( LI-COR Biosciences, Biotechnology Division of LI-COR Inc. , USA ) 4647 Superior Street P O Box 4000, Lincoln, Nebraska 68504, USA Tel : 001-402-467-0700 Fax : 001-402-467-0819 e-mail : <a href="mailto:biohelp@licor.com">biohelp@licor.com</a> , Web : <a href="http://www.licor.com">www.licor.com</a> ,
Payment in favor of	LI-COR Inc., USA
Payment	100% Advance Wire Transfer in Favour of Licor Inc., USA
Our Banking Info.	ACCOUNT NAME LICOR INC FIRST NATIONAL BANK 1620 Dodge Street, SC1111 Omaha, NE 68197-111 USA Phone: 402-602-3047 FAX: 402-633-3554  ACCOUNT: 110392530 ABA ROUTING: 104000016 SWIFT: FNBOUS44XX
Delivery	6-7 weeks after receipt of payment
Shipment	By Licorfrt Forwarder ( D B Schnker ) as charges quoted accordingly & by any IATAapproved Airliner. If you want shipment through your own forwarder then order should be on FOB Lincoln, NE USA Basis
Part Shipment / Partial shipment	<b>MUST BE ALLOWED : IF YOUR ORDER INCLUDES REAGENTS /CHEMICALS – SOME MAY BE PERISHABLES AND SOME MAY BE DG CATEGORIES WHICH MUST BE SHIPPED SEPARTELEY</b>
Country of Origin	USA, If certificate of Origin is required, must read signed or Certified by the chamber of commerce and not issued by chamber of commerce
Installation / Demonstration / training	Free of cost on site – by engineers of Inkarp Instruments Pvt Ltd.
Warranty	5 Years from the date of installation.
	Reagents, accessories, plastic parts glass parts do not cover under warranty.

Thanking you,  
Yours Sincerely,  
For Inkarp Instruments Pvt Ltd

Manu Vaid  
9910941212

  
Dr. A.B. Dey  
Professor & Head  
Department of Geriatric Medicine  
AIIMS, New Delh-110029



Biosciences

LI-COR Biosciences  
4647 Superior Street  
Lincoln, NE 68504 U.S.A.

Phone: +1-402-467-0700  
Fax: +1-402-467-0819  
<http://www.licor.com/bio/>

## INTERNATIONAL DISTRIBUTION – BIOTECHNOLOGY

February 8, 2013

To Whom it may concern,

This is to certify that LI-COR<sup>®</sup> and C-DiGit<sup>™</sup> are trademarks of LI-COR, Inc. USA. The LI-COR Model C-DiGit<sup>™</sup> Chemiluminescent Western Blot Scanner and its technology are patent-pending and proprietary of LI-COR, Inc., USA.

The innovative method used for collecting chemiluminescent signals introduces a completely new way of imaging Western Blots in a short time, and with a compact format, generating results comparable to the conventional photographic film method used by many researchers with greatly increased simplicity and ease of use, preserving the desired sensitivity and image quality.

We confirm that a similar type of equipment in the same name or similar design is not manufactured by any other company. We further confirm that equipment with the same specifications is not available in the market as an assembled unit or assembled by parts procured from different manufacturers/ suppliers. The equipment as described is also not available from any other manufacturer/ company. As on date, such equipment is solely manufactured by LI-COR, Inc.

Sincerely,

**Michael van Waes. Ph.D.**  
**Associate Director & Sr. Scientist**  
**International Distribution**  
**LI-COR, Inc.**

**Dr. A.B. Dey**  
**Professor & Head**  
**Department of Geriatric Medicine**  
**AIIMS, New Delh-110029**



# C-DiGit® Blot Scanner

## SOLE-SOURCE SPECIFICATIONS

LI-COR Biosciences is the sole manufacturer for the C-DiGit Blot Scanner. LI-COR and its network of authorized distributors around the world are the only vendors and service providers for this system.

The C-DiGit Blot Scanner is the standard for line-read scanning of chemiluminescent signals. Unlike traditional CCD methods, the C-DiGit Blot Scanner utilizes a patent-pending scanning system that detects photons directly at the source of the membrane, allowing for a compact and cost-effective means of eliminating film and darkroom expenses. The advantages of the C-DiGit Blot Scanner include:

### ■ Wide Linear Range

- ▶ Dynamic range of more than 4 logs, in contrast to the one log provided by film.

### ■ Direct Detection

- ▶ No film, darkroom, or hazardous chemicals are required when using the C-DiGit Blot Scanner.

### ■ Sole-Source Specifications

#### Hardware Specifications

- ▶ The system must be no larger than 8 h x 23 w x 29 d cm
- ▶ The system detection source must be less than 3 mm from the blot

#### Application and Reagent Specifications

- ▶ The system must do only chemiluminescent HRP imaging
- ▶ The system must be compatible with a variety of HRP substrates, including WesternSure™ ULTRA and WesternSure PREMIUM

### ■ Software Specifications

- ▶ Image Studio Software must be able to operate the system and analyze the data from the system
- ▶ A free version of the analysis software must be available for download
- ▶ Video tutorials and QuickStart User Guides must be available online

### Image Studio Software

If there are questions about Image Studio software, please visit [www.licor.com/imagestudiosupport](http://www.licor.com/imagestudiosupport).

For support documents and a suite of video tutorials for Image Studio software, please visit: [www.licor.com/islite](http://www.licor.com/islite).

LI-COR is an ISO 9001 registered company. ©2013 LI-COR, Inc. LI-COR, C-DiGit, WesternSure, and Odyssey are trademarks or registered trademarks of LI-COR, Inc. in the United States and other countries. All other trademarks belong to their respective owners. For patent information, visit [www.licor.com/patents](http://www.licor.com/patents).

**LI-COR®**

4647 Superior Street • P.O. Box 4000 • Lincoln, Nebraska 68504 USA  
Technical Support: 800-645-4260 • North America: 800-645-4267  
International: 402-467-0700 • Fax: 402-467-0819 • [www.licor.com/bio](http://www.licor.com/bio)

LI-COR GmbH Germany, Serving Europe, Middle East, and Africa: +49 (0) 6172 17 17 771  
LI-COR UK Ltd. UK, Serving UK, Ireland, and Scandinavia: +44 (0) 1223 422104  
All other countries, contact LI-COR Biosciences or a local LI-COR distributor:  
<http://www.licor.com/distributors>

Doc # 982-13815  
0613