



All-India Institute of Medical Sciences Ansari Nagar, New Delhi-29.

(STORES SECTION (DO))

Dated: 25th January 2016

Ref. No.60/Stores (DO)/E&M/PAC /2015-16/FSC

Subject: Proposal for purchase of Automated Chemiluminescence Tracer based Immunoassay System (Roche Elecsys Auto Analyzer)- 2 Nos. on Proprietary basis (PAC) for department of E&M at AIIMS - Inviting comments thereon.

The Institute is in the process to purchase Automated Chemiluminescence Tracer based Immunoassay System (Roche Elecsys Auto Analyzer) – 2 Nos. on Proprietary basis (PAC) for department of E&M at AIIMS, New Delhi-110 029 from M/s.Roche Diagnostics India Pvt. Ltd. (OEM). The proposal submitted by M/s.Roche Diagnostics India Pvt. Ltd, PAC certificate and other related documents are attached for ready reference.

The above documents are being uploaded for open information to submit objections, comments, if any, from any manufacturer regarding proprietary nature of the equipment/item within issue of 15 days giving reference **Ref. No.60/Stores (DO)/E&M/PAC /2015-16/FSC**. The comments should be received by office of Sr. Stores Officer, Stores Section (DO), Animal House Building, Near Biotechnology Building at AIIMS on or before **12.02.2016 upto 12.30 p.m.**, failing which it will be presumed that any other vendor is having no comment to offer and case will be decided on merits.

Yours faithfully,

**SD/-
SR. STORES OFFICER**

Encl: Related documents enclosed.

**Dept. of Endocrinology & Metabolism
All India Institute of Medical Sciences**

Dated: 30/11/15

To

The Sr. Store Officer,
Store Section,
AIIMS

Subject: Purchase of Roche "Elecsys" Auto Analyzer

We are attaching here with the performa invoice for the purchase of **Roche "Elecsys" Auto analyzer** from M/s Roche Diagnostics India Pvt. Ltd. It is a proprietary product of M/s Roche Diagnostics, Germany and is the sole manufacturer for the same. It may be uploaded on website to seek open information/objections from any bidder. We need to purchase a total quantity of 2 (Two) numbers of machine.

Thanking You

Yours Sincerely




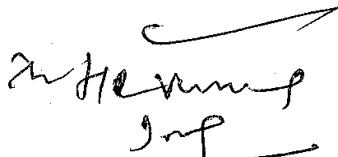
Head of the Department
Endocrinology & Metabolism

डॉ. निखिल टंडन एम.डी., पी.एच.डी.
Dr. NIKHIL TANDON M.D., Ph.D.
आचार्य एवं अध्यक्ष/Professor & Head
अन्तःस्त्राविकी एवं चयापचय विभाग
Deptl. of Endocrinology & Metabolism
अ.भा.आ.सं., नई दिल्ली-110029
A.I.I.M.S., New Delhi-110029

Dr. NANDITA GUPTA Ph.D
डॉ. नन्दिता गुप्ता पीएच.डी.
PROFESSOR/आचार्य

Dept. of Endocrinology & Metabolism
अन्तःस्त्राविकी एवं चयापचय विभाग
All India Institute of Medical Sciences
अखिल भारतीय आयुर्विज्ञान संस्थान
New Delhi-110029/नई दिल्ली-110029


Dr. Anshu Gupta Ph.D.
अध्यक्ष/Assistant Professor
अखिल भारतीय आयुर्विज्ञान संस्थान/Dept. of Hospital Administration
अखिल भारतीय आयुर्विज्ञान संस्थान/AIIMS
अंसरी नगर, नई दिल्ली/Ansari Nagar, N.D.-110029


13-116

ALL INDIA INSTITUTE OF MEDICAL SCIENCES
Dept. of Endocrinology & Metabolism
Ansari Nagar, N. Delhi-110029

Dated : 30/11/2015

Name of the Item:

**PURCHASE OF AUTOMATED CHEMILUMINESCENCE TRACER BASED
IMMUNOASSAY SYSTEM.**

SPECIFICATIONS:

1. **ALL** the following hormones are **ESSENTIAL** on the assay menu of the machine:

TSH, T3, T4, FT3, FT4, Tg, ANTI – Tg, Anti TPO, Intact PTH, Beta Crosslaps, P1NP, Osteocalcin, LH, FSH, PRL, DHEA-S, Cortisol, Testosterone, Estradiol, SHBG, INSULIN, C – peptide, VIT. B-12, Folic acid, Calcitonin, HGH with human recombinant HGH calibrators, **Salivary cortisol**, Anti TSH receptor.

2. The analyzer should preferably be based on electrically controlled Chemiluminescence reaction or electrochemiluminescence.

3. The analyzer should process at least 80 tests / hr.

4. The signal generation should be electrically controllable.

5. The label should be very stable and not present in normal physiological fluids.

6. Incubation should not exceed 20 - 25 minutes

7. There should be 2D bar codes.

8. Analyzer should be capable of using primary sample tubes itself.

9. STAT sample positioning should be available.

10. Facility for maintaining reagent temperature should be there in the machine.

11. Standard Warranty for at least 5 Years

12. Machine is to be purchased with a rate contract of five years for its consumables & spares therefore rates of consumables & spares must be quoted for five years

Estimated cost of each unit Rs 25 Lacs.

डॉ. निखिल टंडन एम.डी., पी.एच.डी.

Dr. NIKHIL TANDON M.D., Ph.D.

आचार्य एवं अध्यक्ष/Professor & Head

अन्तःस्त्राविकी एवं चयापचय विभाग

Deptt. of Endocrinology & Metabolism

अ.भा.आ.सं., नई दिल्ली-110029

A.I.I.M.S., New Delhi-110029

डॉ. विवेका पी. ज्योत्सना
DR. VIVEKA P. JYOTSNA
एम.डी., डी.एच. (एन्डो)/D.M., D.M. (Endo)
अपर-आचार्य/Additional Professor
अन्तःस्त्राविकी एवं चयापचय विभाग
Deptt. of Endocrinology & Metabolism
अ.भा.आ.सं., नई दिल्ली-110029
A.I.I.M.S., New Delhi-110029

Dr. Anushree Gupta

Associate Professor, Dept. of Biotechnology
All India Institute of Medical Sciences
New Delhi-29



डॉ. निराला गुप्ता Associate Professor
अन्तःस्त्राविकी एवं चयापचय विभाग/Dept. of Endocrinology & Metabolism
अ.भा.आ.सं., नई दिल्ली-110029
Ansari Nagar, N.Delhi-110029

Dr. NAMITA GUPTA Ph.D

डॉ. नमिता गुप्ता पी.एच.डी.

PROFESSOR/आचार्य

Dept. of Endocrinology & Metabolism

अन्तःस्त्राविकी एवं चयापचय विभाग

All India Institute of Medical Sciences

अखिल भारतीय आयुर्विज्ञान संस्थान

New Delhi-110029/नई दिल्ली-110029

डॉ. यशदीप गुप्ता
Dr. YASHDEEP GUPTA

एम.डी., डी.एच. (एन्डो)/M.D., DM, (Endo.)

सहायक आचार्य/Assistant Professor

अन्तःस्त्राविकी एवं चयापचय विभाग

Deptt. of Endocrinology & Metabolism

अ.भा.आ.सं., नई दिल्ली-110029

A.I.I.M.S., New Delhi-110029

**Justification for purchase of Roche 'ELECSYS' autoanalyzer as a
Proprietary item
for the RIA service laboratory, Dept. of Endocrinology & Metabolism**

1. Roche 'ELECSYS' is the only autoanalyzer which has ALL the hormone assays available on its menu which we need for clinical and research purposes.

No other autoanalyzer has all the following hormone assays available on a single machine:

Both serum and salivary Cortisol, ACTH, HGH assay with human recombinant HGH as calibrator, Anti TSH receptor, Beta Crosslaps, P1NP, Osteocalcin, Calcitonin assays, IN ADDITION to the other routinely available hormone assays available on other autoanalyzers.

All these assays are essential for clinical and research purposes in the department of Endocrinology & Metabolism

2. Roche 'ELECSYS' is the **ONLY** autoanalyzer in which immunoassays are done with tracer using Electrochemiluminescent label – a technology which is **PATENTED** by Roche.

Advantages of Electro-chemiluminescent label over chemiluminescent label:

a) This Ruthenium – **Electro - chemiluminescent** labeled tracers are extremely stable compared with those of most other chemiluminescent systems.

b) The Ru complex can be continuously regenerated and many light – generation cycles can be performed repeatedly to produce luminescence which results in increased sensitivity. Chemiluminescent systems do not allow this.

c) Because the labelled hormone binds directly to the surface of the electrode, the Electro-chemiluminescent tracer gives a highly sensitive and selective separation of antibody bound and free fractions. The electrochemical reaction then allows Time & Position of the light emitting reaction to be controlled, resulting in very accurate and reproducible assay compared to other chemiluminescent tracers.

3. **Most sensitive, reproducible & long shelf life of available autoanalyzers.**

Electrochemiluminescent end point detection is digital therefore highly reproducible and sensitive, more than possible with any other type of tracer.

Because of this tracer the kits also have a very long shelf life without their quality being affected not possible with other tracer

Dr. NIKHIL TANDON M.D., Ph.D.
Associate Professor/Assistant Professor
Dept. of Hospital Administration
All India Institute of Medical Sciences
Anand Nagar, New Delhi-110029

डॉ. निखिल तंडन एम.डी., पी.एच.डी.
Dr. NIKHIL TANDON M.D., Ph.D.
आचार्य एवं अध्यक्ष/Professor & Head
अन्तःस्त्राविकी एवं चयापचय विभाग
Deptt. of Endocrinology & Metabolism
अ.भा.आ.सं., नई दिल्ली-110029
New Delhi-110029

डॉ. विवेका पी. ज्योत्सना
Dr. VIVEKA P. JYOTSNA
आचार्य एवं अध्यक्ष/Professor & Head
अन्तःस्त्राविकी एवं चयापचय विभाग
Deptt. of Endocrinology & Metabolism
अ.भा.आ.सं., नई दिल्ली-110029
New Delhi-110029

Dr. Anushree Gupta
Associate Professor, Dept. of Biotechnology
All India Institute of Medical Sciences
New Delhi-110029

डॉ. यशदीप गुप्ता
Dr. YASHDEEP GUPTA
एम.डी., पी.एच.डी. (एन्डो.)/M.D., DM, (Endo)
अन्तःस्त्राविकी एवं चयापचय विभाग
Deptt. of Endocrinology & Metabolism
अ.भा.आ.सं., नई दिल्ली-110029
A.I.I.M.S., New Delhi-110029

Dr. NANDITA GUPTA Ph.D
डॉ. नन्दिता गुप्ता पी.एच.डी.
PROFESSOR/आचार्य
अन्तःस्त्राविकी एवं चयापचय विभाग
Dept. of Endocrinology & Metabolism
All India Institute of Medical Sciences
अ.भा.आ.सं., नई दिल्ली-110029
New Delhi-110029

4. To enable comparison of reports of patients on follow-up and for follow-up research data.

Immunoassays use antisera to detect hormones and each autoanalyzer from different manufacturers uses different antisera for detection and different Reference preparations as calibrators for hormone measurement.


So each different autoanalyzers has:


- A) A different reference range
- B) Different cross-reactivity with other hormones
- C) Different sensitivity


We are using the Roche 'ELECSYS' autoanalyzer since 2006. it is essential to use the same autoanalyzers to enable comparison of reports of patients on follow-up and for follow-up research data. Using different machines will not permit this.


5. FASTEST PROCESSING SPEED


The sample processing speed of this machine is the fastest available at present –
9 min / 18 min per sample.



डा० विवेका पी. ज्योत्सना
DR. VIVEKA P. JYOTSNA
एम.डी., डी.एन. (एन्डो)/D.M., D.M. Endo)
अपर-आचार्य/Additional Professor
अन्तःस्राविकी एवं चयापचय विभाग
Deptt. of Endocrinology & Metabolism
अ.भा.आ.सं., नई दिल्ली-110029
A.I.I.M.S., New Delhi-110029


डा० निखिल टंडन
सहायक आचार्य/Assistant Professor
अखिल भारतीय आयुर्विज्ञान संस्थान/Dept. of Hospital Administration
अखिल भारतीय आयुर्विज्ञान संस्थान/AIIMS
अंसारी नगर, नई दिल्ली/Ansari Nagar, N.D.-110029


डॉ. निखिल टंडन एम.डी., पी.एच.डी.
Dr. NIKHIL TANDON M.D., Ph.D.
आचार्य एवं अध्यक्ष/Professor & Head
अन्तःस्राविकी एवं चयापचय विभाग
Deptt. of Endocrinology & Metabolism
अ.भा.आ.सं., नई दिल्ली-110029
A.I.I.M.S., New Delhi-110029


Dr. NANDITA GUPTA Ph.D
डॉ. नन्दिता गुप्ता पीएच.डी.
PROFESSOR/आचार्य
Dept. of Endocrinology & Metabolism
अन्तःस्राविकी एवं चयापचय विभाग
All India Institute of Medical Sciences
अखिल भारतीय आयुर्विज्ञान संस्थान
New Delhi-110029/नई दिल्ली-110029


डा० यशदीप गुप्ता
Dr. YASHDEEP GUPTA
एम.डी., डी.एन. (एन्डो)/M.D., DM, (Endo)
सहायक आचार्य/Assistant Professor
अन्तःस्राविकी एवं चयापचय विभाग
अ.भा.आ.सं., नई दिल्ली-110029
A.I.I.M.S., New Delhi-110029


Dr. Anushree Gupta
Associate Professor, Dept. of Biotechnology
All India Institute of Medical Sciences
New Delhi-29

**ALL INDIA INSTITUTE OF MEDICAL SCIENCES
ANSARI NAGAR : NEW DELHI: 110029**

PROPRIETRY/SPECIFICATION BRAND GOODS CERTIFICATE

Dated – 30th Nov 2015

1. Item/Type/Model No. required along with specification.

Roche "Elecsys" Auto Analyzer

2. If the item a spare part attachment or accessory for an existing equipment.

It is an independent Autoanalyzer.

3. Name of the manufacturer/supplier of the item proposed by the indenter.

M/s Roche Diagnostics, Germany is sole manufacturer and M/s Roche Diagnostics is subsidiary for the same and M/s Vinay Brother Diagnostics is authorized distributors for kits and spares.

4. Are they sole manufacturer/sold distributor of the item

Yes - sole manufacturer

5. If there any other item with similar /equivalent specification available in the market to meet the job requirement envisaged. If the answer is yes, why the same can't be procured. Demanding officer should bring out comparative functional advantages /cost effectiveness of the recommended item from these offered by other.

No

6. What were the efforts made to located alternative source of supply or use other substitutes.

M/s Roche Diagnostics, Germany is the sole manufacturer of this Instrument as per our best knowledge

7. Why open/limited tender can't be resorted to, for locating alternative source.

Because there is no other manufacture as per our best knowledge.

8. Are the proprietary items certifying that the rates are reasonable or not.

Yes proprietary items & the rates are reasonable.

9. Any other justification for procuring item from the single source.

M/s Roche Diagnostics, Germany is the sole manufacturer of this Instrument as per our best knowledge

Signature of Indenter
(Demanding Officer)

(Countersigned)
(Head of the Department)


Dr. NANDITA GUPTA Ph.D

I certify that the item at Sr.No. 1 above is required to be procured on single tender basis as the source of supply is definitely known / the specified brand proposed was advantages in meeting our functional requirement and limited tender system could be dispensed with as they would serve no useful purpose in this particular case.

(strike out whichever is not applicable)

New Delhi-110029 / नई दिल्ली-110029

डॉ. निखिल टंडन एम.डी., पी.एच.डी.
DR. NIKHIL TANDON M.D., Ph.D.
अध्यापक एवं अध्यक्ष, प्रोफेसर & Head
अन्तःस्राविकी एवं चयापचय विभाग
Deptt. of Endocrinology & Metabolism
अ.भा.आ.स., नई दिल्ली-110029
A.I.I.M.S., New Delhi-110029



Performa Invoice

To, The Director, All India Institute of Medical Sciences, Ansari Nagar, New Delhi- 110029	Date : November 30, 2015 Validity : 3 months
Kind Attention: HOD Endocrinology & Metabolism	

Dear Sir,

With reference to the above, please find enclosed our Performa Invoice for the designated product range your kind perusal.

Description	Units	Unit Price (Rs.)	Total Price (Rs.)
Roche Cobas /e-411(Disc Version) Fully Automated Immunoassay Analyzer <ul style="list-style-type: none"> Fully automated , sample selective heterogeneous immunoassay, Continuous Loading self contained. Max throughput 86 test/hr. Sample type- Serum , Plasma. Sample vol: 10-50 ul. Reagent – ready to use rack pack with 2D bar coding , Temp controlled reagent compartment, on board capacity Max. 20 test Reaction vessel- 180 disposable cups. Liquid handling -360 disposable tips , liquid level & clot detection , sample & test specific dilution. Sample Input/ Output – Load/ unload capacity -75 samples, STAT- Sample are processed with priority. Coloured touch screen monitor and printer,UPS. 500 tests kits of TSH/hGH/FT4/FT3//TG/Anti TPO/Anti TG/ACTH/Cortisol/Vit D/PTH/Insulin/C Peptide as per tender specs. Room renovation, A/C etc. 	01	24,69,243.00	24,69,243.00
Price in Rupees	01	24,69,243.00	24,69,243.00
VAT @ 5%			1,23,462.15
Total Price in Rupees			25,92,705.15
Discount Price after negotiation including VAT			25,92,270.00
In words: Rupees Twenty Five lacs Ninety Two Thousand Two Hundred Seventy Only.			

Terms & Conditions: (refer next page)

1. **Warranty:** Five years

2. **Installation & Training:** Free of Cost at site

3. **Comprehensive Maintenance Contract:** Details on following pages

4. **Payment terms:** As per tender terms and conditions.

असिस्टेंट प्रोफेसर/Assistant Professor
अन्तर-रक्तविज्ञान विभाग/Dept. of Endocrinology & Metabolism
आखिल भारतीय आयुर्विज्ञान संस्थान/All India
अंसारी नगर, नई दिल्ली/Ansari Nagar, N.D.-110029

For: Roche Diagnostics India (Pvt.) Ltd.

Anil Aggarwal

Zonal Manager- Centralized Diagnostics

ROCHE DIAGNOSTICS INDIA PVT. LTD.
Alok Kapoor
Regional Manager-North Centralized Diagnostics

Dr. NANDITA GUPTA Ph.D
डी. नन्दिता गुप्ता पीएचडी
PROFESSOR/आचार्य
Dept. of Endocrinology & Metabolism
अन्तर-रक्तविज्ञान विभाग
All India Institute of Medical Sciences
आखिल भारतीय आयुर्विज्ञान संस्थान
अंसारी नगर, नई दिल्ली-110029

ROCHE DIAGNOSTICS INDIA PVT. LTD.
CIN - U85195MH1988PTC141417

Regional Office :
3rd Floor Office Block
MGF Corporate Park
Metropolitan Mall, Plot No. A2
District Center, Saket
New Delhi - 110017.

Tel.: +91 (11) 4603 4500
Fax: +91 (11) 4603 4528

Regd. Office :
501 B, Silver Utopia
Cardinal Gracious Road
Chakala, Andheri (East)
Mumbai - 400069

Tel.: +91 (22) 6697 4900
Fax: +91 (22) 6697 4909
www.roche-diagnostics.co.in

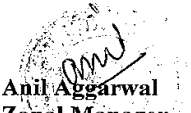
Date: 30.11.2015


AUTHORITY LETTER



It is hereby certified that we have authorized **MR. PANKAJ JAIN OF M/S Vinay Brothers Diagnostics, Ashoka Palace, 877, East Park Road, Karol Bagh, New Delhi-110005. PH# 011-23615594/41557001** to invoice and supply the ROCHE kits and spares. Hence onwards the order and payment should be made in favor of the **M/S Vinay Brothers Diagnostics as per the prices/quotation submitted by Roche Diagnostics India Pvt. Ltd.** The validity of the authorization is till March 2016.


Thanking you & assuring you best of our services.

For Roche Diagnostics India Pvt. Ltd.


Anil Aggarwal
Zonal Manager
Centralized Diagnostics
Mobile: 9910398525.


Alok Kapoor
Regional Manager-North
Centralized Diagnostics
Mobile: 8510001989.


 **DR. HIRUPAM MADAN**
सहायक प्राध्यापक/Assistant Professor
अस्पताल प्रशासन विभाग/Dept. of Hospital Administration
अखिल भारतीय आयुर्विज्ञान संस्थान/AIIMS
अंसारी नगर, नई दिल्ली/Ansari Nagar, N.D.-110029


Dr. NANDITA GUPTA Ph.D
डॉ. नन्दिता गुप्ता पीएच.डी.
PROFESSOR/आचार्य
Dept. of Endocrinology & Metabolism
अन्तःस्राविकी एवं शयापचय विभाग
All India Institute of Medical Sciences
अखिल भारतीय आयुर्विज्ञान संस्थान
New Delhi-110029/नई दिल्ली-११००२९

ROCHE DIAGNOSTICS INDIA PVT. LTD.
CIN - U85195MH1988PTC141417

Regional Office :
3rd Floor Office Block
MGF Corporate Park
Metropolitan Mall, Plot No. A2
District Center, Saket
New Delhi - 110017.

Tel.: +91 (11) 4603 4500
Fax: +91 (11) 4603 4528

Regd. Office :
501 B, Silver Utopia
Cardinal Gracious Road
Chakala, Andheri (East)
Mumbai - 400069

Tel.: +91 (22) 6697 4900
Fax: +91 (22) 6697 4909
www.roche-diagnostics.co.in



Proprietary Article Certificate

Mannheim, January 7, 2016

This is to certify that

cobas e 411 analyzer (disk system) Product ID 04775279001

cobas e 411 analyzer (rack system) Product ID 04775201001

are proprietary products of Roche Diagnostics GmbH and that

Roche Diagnostics (India) Pvt. Ltd.,
Plot No. 114,
Mumbai 400 093,
India

is the sole importer, marketer and supplier of these products in India.

Roche Diagnostics GmbH

ppa.

Martin Meisiek

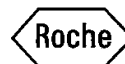
Head Legal Germany

i.V. Heidelinde Köpsel

Legal Counsel

Roche Diagnostics GmbH; Sandhofer Strasse 116; D-68305 Mannheim; Telefon +49 621 759 0; Telefax +49 621 759 2890

Sitz der Gesellschaft: Mannheim - Registergericht: AG Mannheim HRB 3962 - Geschäftsführung: Dr. Ursula Redeker, Sprecherin; Edgar Vieth - Aufsichtsratsvorsitzender: Dr. Severin Schwan




Proprietary Certificate

This is to inform that the **E C L , Electro Chemiluminescence technology** is patented by Roche Diagnostics and the same is used in Cobas e 411 immunochemistry analyser.

Roche Diagnostics has marketing and selling rights of Cobas e 411.

Roche Diagnostics confirms that this product is not manufactured by any other firm in India / Abroad.

For Roche Diagnostics India Pvt. Ltd.


Authorised Signatory

ROCHE DIAGNOSTICS INDIA PVT. LTD.
CIN - U85195MH1988PTC141417

Regional Office :
3rd Floor Office Block
MGF Corporate Park
Metropolitan Mall, Plot No. A2
District Center, Saket
New Delhi - 110017.

Tel.: +91 (11) 4603 4500
Fax: +91 (11) 4603 4528

Regd. Office :
501 B, Silver Utopia
Cardinal Gracious Road
Chakala, Andheri (East)
Mumbai - 400069

Tel.: +91 (22) 6697 4900
Fax: +91 (22) 6697 4909
www.roche-diagnostics.co.in