



**All-India Institute of Medical Sciences**  
**Ansari Nagar, New Delhi-29.**  
**(STORES SECTION (DO))**

Ref. No.06/Stores (DO)/Biotech./Proprietary/2015-16/FSC.

Dated: 22nd June, 2015

**Subject:** Purchase of “**Software for Existing Nikon Camera & Microscope**” for the department of Biotechnology at AIIMS, New Delhi-29 on proprietary basis- **Inviting comments thereon.**

\*\*\*\*\*

The Institute is in the process to purchase “**Software for Existing Nikon Camera & Microscope**” for the department of Biotechnology at AIIMS, New Delhi-29 from M/s.Nikon Corporation, Japan on proprietary basis. The proposal submitted by M/s. Towa Optics (India) Pvt. Ltd.,New Delhi and PAC certification by user are attached.

The above documents are being uploaded for open information to submit objections, comments, if any, from any manufacturer regarding proprietary nature of the equipment/item within issue of 15 days giving reference **No.06/Stores (DO)/Biotech./Proprietary/2015-16/FSC.** The comments should be received by office of Stores Officer (DO), Store Section, Animal House Building, Near Biotechnology Building at AIIMS on or before **12-07-2015 upto 12.30 p.m.,** failing which it will be presumed that any other vendor is having no comment to offer and case will be decided on merits.

Yours faithfully,

**SR STORES OFFICER (DO)**

**Encl:** Related documents enclosed.

ALL INDIA INSTITUTE OF MEDICAL SCIENCES  
ANSARI NAGAR, NEW DELHI-110029

**RESEARCH SECTION**

**PROPRIETARY/SPECIFIC BRAND GOODS CERTIFICATE**

- |   |   |
|---|---|
| 1. Item/Type/Model No. required along with specification.   | SOFTWARE FOR EXISTING NIKON CAMERA AND MICORSCOPE           |
| 2. Is the item a spare part attachment along with specification.  | Yes   |
| 3. Name of the manufacturers/ supplier of the item proposed by the indenter.  | M/s Nikon Corporation, Tokyo, Japan                         |
| 4. Are they sole manufacturers / sold distributors of the item.   | Yes, manufacturers  |
| 5. Is there any other item with similar/ equivalent specification available in the market to meet the job requirement envisaged. If the answer is yes, why the same can't be procured. Demanding officer should bring out comparative functional advantages/cost effectiveness of the recommended item from these offered by other. | Not available to the best of our knowledge                  |
| 6. What were the efforts made to locate alternative source of supply or use other substitutes.  | No, because it is proprietary item of M/s Nikon Corporation |
| 7. Why open/limited tender can't be resorted to for locating alternative source.  | Because Good is proprietary item of M/s Nikon Corporation   |
| 8. Are the proprietary items certifying that the rates are reasonable or not.   | Rates are reasonable, proprietary certificate enclosed      |
| 9. Any other justification for procuring item from single source.   | It is already being used in another lab and is working fine |

Signature of Indenter  
(Demanding officer)

I certify that the item at Sr. No. 1 above is required to be procured on single tender basis as one source of supply is definitely known the specified brand proposed was averages in meaning our functional requirements and limited tender system should be dispensed with as they would serve no useful purpose in this particular case.

Strike out whichever not applicable

COUNTER SIGN

Dr. J. Y. D. SHARMA  
(Head of the Department)  
Professor of Biotechnology  
All India Institute of Medical Sciences  
New Delhi-110029

डा. नार्थ. डी. शर्मा/Dr. Y.D. SHARMA  
आचार्य एवं अध्यक्ष/Prof. & Head  
वैज्ञानिक विभाग/Deptt. of Biotechnology  
अखिल भारतीय आयुर्विज्ञान संस्थान  
All India Institute of Medical Sciences  
अंसारी नगर, नई दिल्ली-110029  
Ansari Nagar, New Delhi-110029



P.I. NO.: TW/NK/CS-15-16/104R  
Date: 15/05/2015

Code No.	Description	Qty.	Unit Price	Total Price
----------	-------------	------	------------	-------------

**SOFTWARE FOR EXISTING NIKON CAMERA AND MICROSCOPE. PRICES IN JAPANESE YENS**

MQS31000	Nikon Advance Research Imaging Software NIS-ELEMENTS AR for fully automated acquisition and device control through full six-dimensional image acquisition and analysis (X, Y,Z, Time, Multi Channel & Multipoint) <b>Features</b> Image Acquisition, RAM capture, Time Lapse Imaging, Z-Stack, Multi-channel Fluorescence, Multi-Position, Annotation, 2D / 3D View, ND Viewer, Filter, Morphology, Large Image, Macro, Segmentation, Auto-measurement, Report Generator facility, Vector layer & Multi-Dimensional File Format (ND format)	1	435,005	435,005
----------	---	---	---------	---------

<b>F.O.B. Tokyo (discounted value)</b>	<b>435,005</b>
<b>Estimated Airfreight &amp; Insurance Charges</b>	<b>15,000</b>
<b>C.I.F. NEW DELHI by Airfreight in Japanese Yen</b>	<b>450,005</b>

*M. S. Tyagi*  
Dr. Jaya Srivastava Tyagi  
Professor of Biotechnology  
All India Institute of Medical Sciences  
Anaparti Nagar, New Delhi-110029



**Towa Optics (India) Pvt. Ltd.**  
223, Okhla Industrial Estate, New Delhi-110 020  
Tel: 011-47161000 (30 Lines), Fax: 011-41613775  
Email: towao@towaoptics.com, Web: www.towaoptics.com  
CIN No.: U74899DL1963PTC003902



TO: DR. JAYA S. TYAGI  
DEPTT. OF BIOTECHNOLOGY  
ALL INDIA INSTITUTE OF MEDICAL SCIENCES  
ANSARI NAGAR,  
NEW DELHI-110 0129

PROFORMA INVOICE  
NO. TW/NK-CS/15-16/104R  
DATE: 15/05/2015

**TERMS AND CONDITIONS**

PRICE: CIF. New Delhi by Air Freight in Japanese Yens.

PAYMENT: 100% Letter of Credit in favour of our Principals:-

M/s. Nikon Corporation  
Shinagawa Intercity Tower C,  
2-15-3, Konan, Minato-ku,  
Tokyo-108-6290 Japan


Banker's Name: The Bank of Tokyo-Mitsubishi UFJ, Ltd., Head Office,  
7-3, Marunouchi 2-chome, Chiyoda-ku, Tokyo 100-8388, Japan  
A/C No. 9002068, Swift Code: BOT KJPJT

DELIVERY: Within 6-8 weeks after receipt of payment by our Principals.

CUSTOM DUTY: The quoted prices do not include any custom duty.

VALIDITY: The Proforma Invoice is good upto 90 days

*U. Tyagi*  
Dr. Jaya Srivastava Tyagi  
Professor of Biotechnology  
All India Institute of Medical Sciences  
Ansari Nagar, New Delhi-110029



**Towa Optics (India) Pvt. Ltd.**  
223, Okhla Industrial Estate, New Delhi-110 020  
Tel: 011- 47161000 (30 Lines), Fax: 011-41613775  
Email: towa@towaoptics.com, Web: www.towaoptics.com  
CIN No. U74899DL1963PTC003902




**NIKON CORPORATION**  
Shinagawa Intercity Tower C, 2-15-3,  
Konan Minato-Ku, Tokyo : 108 6290, Japan  
Tel. : +81-3-6433 3705 Fax : +81-3-6433 3785  
Website : <http://www.nikon.co.jp>

Date: 11.05.2015


**TO WHOM SO EVER IT MAY CONCERN:**

We hereby certify that the Software / accessory (MQS31000 NIS-AR) quoted by our exclusive distributor M/s. Towa Optics (I) Pvt. Ltd., New Delhi vide their Proforma Invoice No. TW/NK/CS/15-16/104R dated: 15.05.2015 are manufactured by us and our Proprietary item.

Yours faithfully,  
Nikon Corporation



Manager  
Sales Section  
Marketing Department  
Microscope Solutions  
Business Unit



Dr. Jaya Srivastava Tyagi  
Professor of Biotechnology  
All India Institute of Medical Science  
Anaparti Nagar, New Delhi-110029